


CHILDREN'S ACTIVITY SHEETS FOR FCBC LIVESTREAM SERVICES (16 & 17 MAY 2020)



Familiarity

Our family knows us well because we spend time knowing each other.

We also spend time playing and eating together. Our parents spend lots of time with us during our growing up years because they want to know us more and be familiar with what we like and dislike. Likewise, when we spend more time with our parents, we are familiar with their voice and their likes and dislikes.

Similarly, how do we become familiar with God? We read the Bible, we get to know Him and be familiar with His voice. The more familiar we are with His voice, the more we become familiar with His direction and purpose in life. There are 5 practical ways we can spend time with God and get to know Him better. Catch all the 5 ways and write them down while you are listening to the sermon. The Bible also teaches us to pray daily and talk to God and as we begin to share with Him during those talking times, we allow God to know us more.

Let's start praying and reading the Bible with our parents daily so that we are familiar with God's voice as a family!

2 points I have learnt from the sermon:

1.

2.

Bible Verses

"Very truly I tell you Pharisees, anyone who does not enter the sheep pen by the gate, but climbs in by some other way, is a thief and a robber. The one who enters by the gate is the shepherd of the sheep. The gatekeeper opens the gate for him, and the sheep listen to his voice. He calls his own sheep by name and leads them out. When he has brought out all his own, he goes on ahead of them, and his sheep follow him because they know his voice. But they will never follow a stranger; in fact, they will run away from him because they do not recognize a stranger's voice."

John 10:1-5 (NIRV)

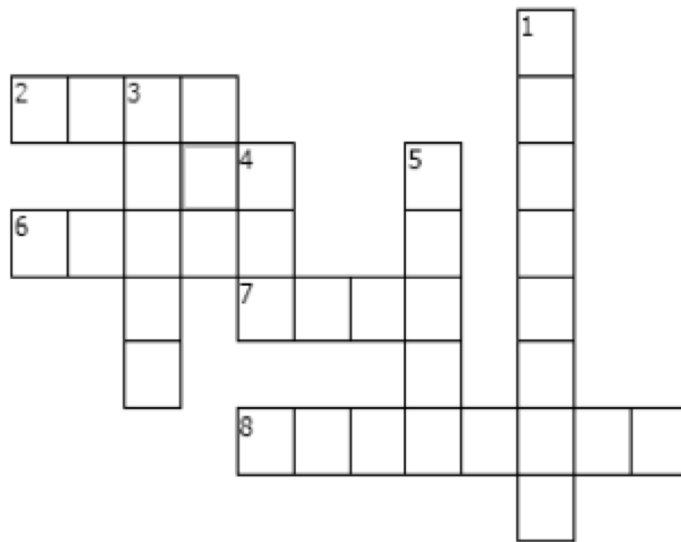
"I am the good shepherd; I know my sheep and my sheep know me—just as the Father knows me and I know the Father—and I lay down my life for the sheep. I have other sheep that are not of this sheep pen. I must bring them also. They too will listen to my voice, and there shall be one flock and one shepherd."

John 10:14-16 (NIRV)

The Shepherd and His Sheep

His sheep follow him because they know his voice.
John 10:4b (NIV)

This puzzle is based on John 10:1-10 (NIV)



ACROSS

2. An opening in a fence for entrance or exit
6. The sound made when people speak or sing
7. The word or words by which a person or thing is known
8. A person who takes care of sheep


DOWN

1. Someone not known or not familiar
3. Someone who steals
4. A small area surrounded by a fence in which animals are kept
5. A farm animal with thick curly wool


SHEPHERD	THIEF	NAME	VOICE
SHEEP	GATE	STRANGER	PEN

"I AM" THE GOOD SHEPHERD


Protect the sheep before the enemy reaches them.




Guide the sheep to the Shepherd's gate.



Spot The Difference




FIND
6
DIFFERENCES



Jesus Knows You


What does Jesus say we are to him in John 10:14?

Connect the dots • 1-10. Color  the picture.




Jesus watches over you!

Colour this page



Colour this page



Do you really know me game!

Red: Share one embarrassing moment that happened

Orange: Share something you can't live without

Brown: Can you do a split?

Green: What is your favourite music?

Blue: What is your favourite cartoon character?

Yellow: What are 2 things that you are good at?


Purple: What is your favourite subject in school?

Material Needed:

- Different colour pencil / crayons

How to do:

- Play with your siblings or your parents
- 1 person to start the game by taking a colour pencil from the stack
- Answer a question about themselves according to the colour they choose
- Refer to some questions we have provided you or you can create your own list
- Repeat with each person in the house



Clothes Peg Sheep Craft

Materials Needed:

- 2 Clothes peg
- Coloured markers
- Cap Glue
- Wool / cotton balls / Tissue Paper

How to do:

- Paint or colour 2 clothes pegs
- Cut out the sheep body outline
- Draw the sheep eyes
- Apply glue on the wool/cotton balls/tissue paper all over the sheep body
- Clip the 2 clothes pegs as the leg

