

RIO Early Elementary  
(K1 and K2)  
2017 First Quarter Series



God Keeps  
His Promises



God is Faithful



## RIO Early Elementary Series 2017- K1 and K2 (First Quarter)

Dear Parents

A Blessed and Prosperous New Year to you. 2016 has been a special year to us as we saw many of our K1 and K2 children experience the presence of God in their lives through prayers, visions and prophecies during our GKIDZ services.

We are also thankful that you as parents have shown support and co-operation through volunteering in our SEL lessons. It is always a pleasure to see parents and GKIDZ leaders work together to disciple the next generation.

The theme for this quarter teaching is God Keeps His Covenant Promises.

The main Bible characters which the children will focus on for this quarter are Abraham, Isaac and Jacob. Join your child as they discover the personal words and encounters of Abraham, Isaac and Jacob with God. See how their lives changed as they journeyed into God's promises and blessings. Through Abram, God's promises poured out a great nation, a great name and a blessing for all people on earth.

I pray that in this journey together with your child, you will discover God's blessings in your lives and respond by putting up altars of worship in your homes, and speaking God's personal words to your child.

Our memory verses for this quarter are Psalm 100:5 and Psalm 106:1.

Ps. Sor Kim

GKidz

# Theme: God Keeps His Covenant Promises

## Memory Verse:

The LORD is good. His faithful love continues forever.

It will last for all time to come.

Psalms 100:5 (NIRV)



Date	Lesson Title	Scripture Focus	Learning Points	Suggested Follow Up Activities
11/12 Feb	1 God	Gen 12:1-8;	1. Be grateful	1. Help your child in
18/19 Feb	Blesses Us	13:5-18	and	his / her crafts: 'My
	through		appreciative	'Altar' and 'Blessing
4/5 Feb	Abram		of the	Scroll'.
CNY			blessings that	2. Have regular family
Program			others (both	altar time at home.
			God and	Guide your child to
			people) give	write or draw what
			us.	God has told him /
			2. God has plans	her and the praises
			3. God is worthy	that your child
			of our worship	wants to write or
			and praise.	draw on the Crafts
			4. Value	'My Altar' and
			Highlighted:	'Blessing Scroll'
			Gratefulness	respectively.
				3. Affirm your child
				when you 'catch'
				him / her showing
				gratefulness.



Craft 1.1: Blessing Cards



Craft 1.2: My Altar

Date	Lesson Title	Scripture Focus	Learning Points	Suggested Follow Up Activities
25/26 Feb 4/5 Mar	2 God's Faithfulness to Abraham and Sarah	Gen 17:1-6; 18:1, 10-15; 21:1-7	<ol style="list-style-type: none"> <li>1. Being patient and not to give up.</li> <li>2. God is powerful and nothing is too hard for God.</li> <li>3. God is gracious and faithful to His promises.</li> <li>4. <b>Value Highlighted: Patience</b></li> </ol>	<ol style="list-style-type: none"> <li>1. Tell your child what his / her name means, let your child write or draw out the meaning on his / her craft 'My Name Is Special' at home.</li> <li>2. Let your child retell the story on Abraham and Sarah begetting their son Isaac using his / her craft 'Stick puppets'.</li> <li>3. Follow the instructions on the 'Impossible?' activity page (given to your child) to perform the 'Impossible' trick. Share the 'Impossible' things that God has done for you or your family. (eg. miracle child, providing a job for daddy after 3 months of unemployment)</li> <li>4. Affirm your child when he / she is patient and does not give up easily.</li> </ol>
 <p data-bbox="208 886 625 975">Craft 2.1: My Name is Special</p>				
 <p data-bbox="208 1442 625 1535">Craft 2.2: Abraham's Family</p>				

# Theme: God Keeps His Covenant Promises


Memory Verse:

Praise the Lord. Give thanks to the Lord, because He is good.

His faithful love continues forever.

Psalms 106:1 (NIRV)


Date	Lesson Title	Scripture Focus	Learning Points	Suggested Follow Up Activities
<p>11/12 Mar 18/19 Mar</p>	<p>3 God Brings Isaac a</p>	<p>Gen 24:1-67</p>	<ol style="list-style-type: none"> <li>Being obedient and complete our tasks well.</li> <li>God answers our prayers regardless of who we are.</li> <li>God is worthy of our worship and we can worship God anywhere.</li> <li><b>Value Highlighted: Obedience</b></li> </ol>	<ol style="list-style-type: none"> <li>During Family Altar time at home, explore different postures of worship (eg. bowing, clapping, kneeling, lifting hands, dancing, being still, etc.) and words of praise to God. Let your child use his / her 'Paper Plate Tambourine' to make music to God.</li> <li>Assign various household chores as task for your child to do, and note them on their craft 'I Have Completed My Tasks Today'.</li> <li>Affirm your child when he / she is obedient and completes his / her tasks well.</li> </ol>



Craft 3.1: Task List



Craft 3.2: Tambourine

Date	Lesson Title	Scripture Focus	Learning Points	Suggested Follow Up Activities
25/26 Mar 1/2 Apr	4 God Remains Faithful to Abraham's Offspring   <p data-bbox="268 768 575 851">Craft 4.1: Seed of Patience</p>	Gen 25:19-34	<ol style="list-style-type: none"> <li>1. Being patient in making decisions and promises.</li> <li>2. We can talk to God about all our concerns (worries, questions, etc.)</li> <li>3. God has already devised plans for us even when we are still in our mother's womb.</li> <li>4. <b>Value Highlighted: Patience</b></li> </ol>	<ol style="list-style-type: none"> <li>1. Show your child the heirlooms – paintings, photos or stories that have been passed down through the generations of your family. Teach your child to treasure and appreciate them.</li> <li>2. Remind your child to water and take care of the beans that he / she brought home for the 'Growing The Seeds of Patience' activity at home, and bring it back to GKidz for the 'Show and Tell' time the following week.</li> </ol>

Date	Lesson Title	Scripture Focus	Learning Points	Suggested Follow Up Activities
	<p>4 God Remains Faithful to Abraham's Offspring</p>	<p>Gen 25:19-34</p>		<p>3. Ask your family members (include you and your child) to write or draw their prayer items on small papers (eg. Post it note) and put them in your child's self-made 'God Answers My Prayers' box. When the prayers are being answered, let your child rewrite the answered prayer into a blessing and attach it to the 'Blessing Scroll' that he / she made in previous lesson (Lesson 1).</p> <p>4. Affirm your child when he / she shows patience when making decisions and promises.</p>
				
<p>Craft 4.2: God Answers My Prayers</p>				