

RIO Early Elementary (K1 and K2) 2018 First Quarter Series



Establish God's
Royal Line

God's Glory
& Love



Be a Holy Nation



RIO Early Elementary (K1 and K2) 2018 First Quarter Series

Dear Parents

Welcome to 2018, let us grow deep and strong in Jesus by being extreme disciples as a family. It is our pleasure and honour to partner with you in nurturing your child in God's way, so that your family can grow deep and strong in God in 2018.

In order to do this, we would like to share with you what your child is doing in GKIDZ and to suggest some activities which you could do with your child. Through your reinforcement of these activities at home, your child will grow up in a consistent environment where the Word of God and the presence of God can be nurtured in their lives.

As pre-schoolers learn most effectively through hands-on activities, we have conducted different hands-on activities which not only foster their spiritual development, but also their physical, cognitive, social and emotional development. We are using the RIO Early Elementary teaching publication as our main curriculum for the K1 and K2 children and in the current series, there are 3 main themes – (1) God Calls His People to Be a Holy Nation, (2) God Establishes a Royal Line, (3) God's Glory and Love. The following table is a list of hands-on activities which you can do at home to complement our teachings in GKIDZ.

Ps Alexandra Wee & Ruth Lin

GKidz

(1) Theme: God Calls His People to Be a Holy Nation

Memory Verse: God chose us to belong to Christ before the world was created. He chose us to be holy and without blame in His eyes. He loved us.

Ephesians 1:4 (NIRV)

Date	Lesson Title / Scripture Focus	Learning Points	Suggested Follow Up Activities For Family Devotion Time
20/21 Jan 27/28 Jan	<p>1 God Doesn't Leave His People (1 Samuel 8-10)</p>	<p>1. God is with His people. No matter how far they stray from His purposes for them, He will never leave them. He does not give up on His children.</p> <p>1. Value Highlighted: Patience</p> <div data-bbox="558 866 772 1210" data-label="Image"> </div> <p data-bbox="454 1218 892 1265">Craft 1.1: Paper Throne</p> <div data-bbox="439 1411 892 1742" data-label="Image"> </div> <p data-bbox="454 1750 892 1825">Craft 1.2: Saul Became King</p>	<p>1. Craft 1.1: Guide your child to draw or write where and when God is with them (eg. When they were asleep) on the heart shape stickers that they have brought back with their craft "Paper Throne". Then, paste the stickers onto the yellow part and the purple part of the paper throne. Thank God for being with your child together as a family.</p> <p>2. Craft 1.2: Read a few verses from the Bible passage; 1 Samuel 9-10 with your child daily</p> <p>3. Ask your child to draw or write their favourite part of the passage on the respective box.</p> <p>4. Read and memorize the Memory Verse with your child.</p> <p>5. Affirm your child when he / she shows patience.</p> <p>6. Bring the completed craft back to GKidz for sharing and accumulating reward points.</p>

Date	Lesson Title / Scripture Focus	Learning Points	Suggested Follow Up Activities For Family Devotion Time
------	--------------------------------	-----------------	---

3/4 Feb
24/25 Feb

*10/11 Feb
CNY
Blessing

*17/18 Feb
CNY
(No service)


2 God's Timing Is Just Right (1 Samuel 13:1-15)

1. God's timing in their lives and they need to learn to be patient and trust God for the answers to their prayers as they wait.
2. **Value Highlighted: Patience**

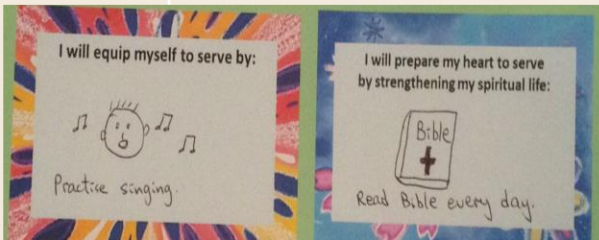
1. Craft 2.1: Pray and ask God to show you which family member you should show patience and in which situation. Circle 1 family member from the suggestion on the sticker, write and draw the family member / situation in the respective boxes. Parents, please fill in one box for yourselves too.
2. Follow up on the area that your child needs to have patience in.
3. Craft 2.2: Guide your child to fill in the boxes on how to prepare themselves to serve in GKidz. Please refer to close up sample photo on the bottom left. Please follow up and help your child to succeed.
4. Read 1 Samuel 13:1-15 from the Bible (NIRV) with your child at home. Break the chapters into different parts and read a few verses together daily.
5. Affirm your child when he/she shows patience.
6. Bring the completed craft back to GKidz for sharing and accumulating reward points.



Craft 2.1: God Grants My Family Patience



Craft 2.2: Paper Flag




(2) Theme: God Establishes a Royal Line

Memory Verse: Trust in the Lord with all your heart. Do not depend on your own understanding. In all your ways remember him. Then He will make your paths smooth and straight.

Proverbs 3:5-6 (NIRV)

Date	Lesson Title / Scripture Focus	Learning Points	Suggested Follow Up Activities For Family Devotion Time
<p>3/4 Mar 10/11 Mar</p>	<p>3 Jealous King and David's Mercy (1 Samuel 18:1-9, 24:1-22; Psalm 57)</p>	<p>1. David persevered even with opposition and persecution from King Saul as he trusted in God's plan before he took to the throne.</p> <p>2. Value Highlighted: Trust</p>	<ol style="list-style-type: none"> 1. Craft 3.1: Read 1 Samuel 18:1-9 from the Bible (NIRV) with your child at home. Read a few verses a day together. 2. Draw or write the summary for each story character on the craft. 3. Follow up on the jealousy issue that your child has written in his / her Craft 3.1. 4. Craft 3.2: Follow the parent note printed on the craft to complete the Bible Reading with your child daily. 5. Ask your child to draw his / her favourite parts of the Bible reading on the craft. 6. Affirm your child when he / she shows Trust or Mercy. 7. Bring the completed craft back to GKidz for sharing and accumulating reward points.




Craft 3.1: Trust In God



Craft 3.2: Bible Reading Calendar

(3) Theme: God's Glory and love

Memory Verse: And what is eternal life? It is knowing You, the One and only true God, and Jesus Christ, whom You have sent.
John 17:3 (NIRV)

Date	Lesson Title / Scripture Focus	Learning Points	Suggested Follow Up Activities For Family Devotion Time
<p>17/18 Mar 24/25 Mar</p> <p>*31 Mar & 1 Apr</p> <p>Easter Program</p>	<p>4 Jesus Is The Promised One (Mark 11:1-11)</p>	<p>1. Even though we do not know what God is doing we must always follow His instructions.</p> <p>2. Value Highlighted: Obedience</p>  <p>Craft 4.1: Obedient Palm Tree</p>  <p>Craft 4.2: Donkey Streamer</p>	<p>1. Craft 4.1: Read the Bible Passage Mark 11:1-11 together and use the given Bible Passage Reading Sticker Set to create the scene of Jesus entering Jerusalem on a donkey. Then paste their Creation onto the tree trunk.</p> <p>2. Ask your child to draw or write how they are going to obey God on the 2 palm leaf stickers. Then paste each sticker onto one palm leaf on the tree. Pray with your child as a family at home to ask God to help them to be obedient.</p>  <p>3. Craft 4.2: Ask your child to draw or write one thing that he or she and your family members want to praise God for on each of the colour 'Praise' paper. Fill in one for yourself too. Praise God together as a family.</p> <p>4. Affirm your child when he / she shows Obedience.</p> <p>5. Bring the completed craft back to GKidz for sharing and accumulating reward points.</p>

Date	Lesson Title / Scripture Focus	Learning Points	Suggested Follow Up Activities For Family Devotion Time
------	--------------------------------	-----------------	---

7/8 Apr
14/15 Apr

5 Jesus Dies But Is Now Alive
(Luke 23:44-56, 24:1-12, Matthew 28:11-15)

1. God's gift of salvation is through Jesus' Resurrection.

1. **Value Highlighted:**
Grateful

1. Craft 5.1: Read the Bible passage, Luke 24:1-12 with your child, then ask your child to retell the story by pasting the 'Jesus Is Alive' sticker set in sequence on the back of the neck of his or her 3-stringed praise instrument.
2. Craft 5.2: Your child will share the Gospel with 3 pre-believing family members or friends at home using his / her 'microphone'. But before that, your child have to pray for the 3 pre-believing family members or friends with you. Help your child to practice his / her 'presentation' .
3. After sharing the Gospel, your child will ask the respective pre-believing family member or friend to sign on the line next to the 'thumbs up' sign on one of the heart stickers.



Craft 5.1: Praise Strings



Craft 5.2: Microphone

4. Affirm your child when he / she shows Gratefulness.
5. Bring the completed craft back to GKidz for sharing and accumulating reward points.