


# RIO Early Elementary (K1 and K2) 2018 Second Quarter Series



**Social  
Emotional  
Learning (SEL)**

**God's Glory  
& Love**



**Unity**



## RIO Early Elementary (K1 and K2) 2018 Second Quarter Series

Dear Parents

Indeed the Lord is patient with us as we learnt from the way God dealt with the Israelites when they asked for their first King and also from the life of David before he became a King. The children learnt that God never gives up on us and His timing is always right. That is the key points of the teachings your child had just received for the last 3 months.

This quarter, we will have the SEL (Social Emotional Learning) lesson on Self Control right after Easter. Here your children will learn that to have self control is to be able to control their actions and emotions to resist the temptation to do or say things that are inappropriate. This is done through the “traffic light” method where like the traffic lights they have to pause, think before they say or do anything rash. In particular, how they would apply self control when they are angry.

Then we will continue our teaching theme on “God’s Glory and Love” through the life of Jesus on earth and His appearance to His disciples after His Resurrection. Through the life of Jesus your children will learn what eternal life is; “It is knowing You, the Only true God, and Jesus Christ, whom You have sent.” (John 17:3) This is the memory verse for this quarter.


Please remember to continue to work with your child at home to reinforce all the teachings so that the truth of God will be engraved in their hearts.


Ruth Lin

GKidz

(1) Theme: Self-control

**Memory Verse:** God didn't give us a spirit that makes us weak and fearful. He gave us a spirit that gives us power and love. It helps us control ourselves. 2 Timothy 1:7 (NIRV)

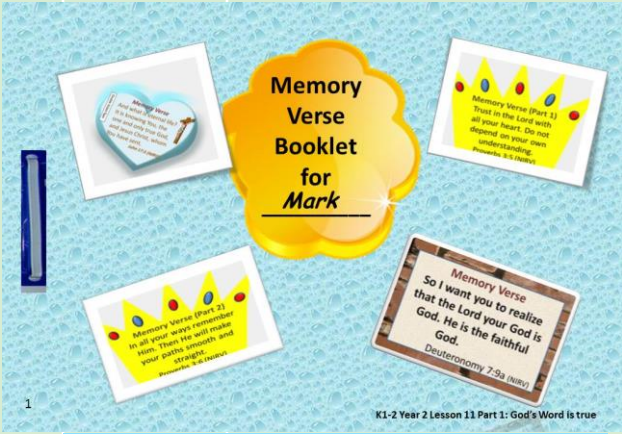

Date	Lesson Title	Learning Points	Suggested Follow Up Activities
28 / 29 Apr SEL	1 Self-control is to be focused and not get distracted	<div>1. Children will learn that to have self-control is to be able to control our actions and emotions; to resist the temptation to do or say things that are inappropriate.</div> <div></div> <div>SEL Craft 1: Self-Control Traffic Light</div>	<div>1. During Family Altar Time help your child to read and memorise the memory verse.</div> <div>2. Review the traffic light checking steps your child need to take to make the right decision.</div> <div>3. Your child will draw / write the situation that they need self-control on the 'Road Block' picture on the reverse side of the Craft.</div> <div>4. Check the above and sign next to the 'thumb up' sign after your child had applied self-control in that situation during the week.</div> <div>5. Affirm your child whenever he/she shows self-control</div> <div>6. Help your child to remember to bring their completed craft to GKIDZ at the next lesson for sharing and accumulating reward points.</div>

Date	Lesson Title	Learning Points	Suggested Follow Up Activities
5 / 6 May  SEL  *1 May Momentum Conference	2 Self-control is to be focused and not get distracted	<div><div>1. Self-control is to control our actions and feelings; to say NO to doing or saying things that are not right even when we are angry.</div><div>2. There are right ways to control their anger, some of the ways are: to keep calm, not to say angry words, walk away from the angry situation and go to a safe adult and talk.</div></div> <div></div> <div>SEL Craft 2: Keep Calm Chime</div>	<div><div>1. During Family Altar Time, ask your child to share what he/she learnt about self control.</div><div>2. Review with your child what he/she wrote/drew as things that they enjoy which can help them to keep calm when they are angry or upset.</div><div>3. Sign next to the 'thumb up' icon after your child has shown good self-control over his/her anger during the week using the above method.</div><div>4. Affirm your child whenever he/she shows self-control over his/her anger.</div><div>5. Help your child to remember to bring their completed craft to GKIDZ at the next lesson for sharing and accumulating reward points.</div></div>



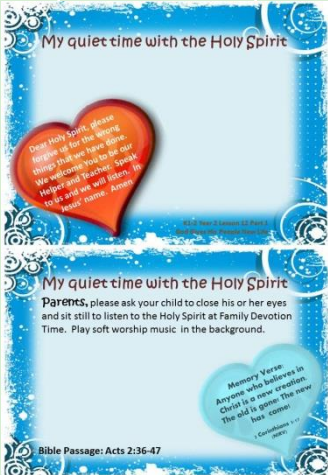


**Memory Verse:** And what is eternal life? It is knowing You, the only true God, and Jesus Christ, whom You have sent. **John 17:3 (NIRV)**

Page 3

Date	Lesson Title/ Scripture Focus	Learning Points	Suggested Follow Up Activities
<div>26 / 27 May</div> <div>30 Jun / 1 Jul</div> <div>*2-29 Jun</div> <div>Holiday</div> <div>Programme</div>	<div>7.1</div> <div>7.2</div> <div>God's Words are true (Luke 24:44-53)</div>	<div>1.</div> <div>Children will learn that our heavenly Father would do exactly what He said He would do.</div>	
	<div>  <p>Memory Verse Booklet for Mark</p> </div> <div> <p>Craft 7.1: Memory Verse Booklet</p> </div>	<div>  <p>Craft 7.2: Jesus Ascension</p> </div>	<div>1.</div> <div>The Memory Verse (Craft 7.1) Booklet consists of all the memory verses that your child has learnt since the beginning of this year.</div> <div>2.</div> <div>Guide your child to fill in the missing words on the Memory Verse pages.</div> <div>3.</div> <div>Help your child to remember to bring his/her completed craft to GKidz at the next lesson for sharing and accumulating of reward points.</div> <div>4.</div> <div>In Craft 7.2 complete the part 'I praise God for' with your child at home during family devotion time.</div>

(3) Theme: God Calls His People to be Transformed

Memory Verse: Anyone who believes in Christ is a new creation. The old is gone! The new has come! 2 Corinthians 5:17 (NIRV)

Date	Lesson Title	Learning Points	Suggested Follow Up Activities
7 / 8 Jul 14 / 15 Jul	<div>8.1 God Gives</div> <div>8.2 His People New Life (Acts 2:36-47)</div>	<p>Children will learn that:</p> <div>1. When they have a relationship with God and the Holy Spirit helps them, their lives will be different. God helps them to grow and change to be more like Him.</div> <div>2. God is the Giver of all life, and we are a new creation in His Kingdom.</div>	<div>1. Refer to the Craft 8.1 notes to parents section.</div> <div>2. Encourage your child to be still and listen to the Holy Spirit quietly during your Family Altar Time. (F.A.T.)</div> <div>3. Guide your child to draw / write what they have heard from the Holy Spirit in the space 'My quiet time with the Holy Spirit' on the reverse side.</div> <div>4. For Craft 8.2 look for all the vineyard stories in the Bible which was told by Jesus and read out those stories during your Family Altar Time. (F.A.T.)</div> <div>5. Your child will be asked to share 1 vineyard story with their friends and leaders at the next lesson.</div>
<div><div></div><div></div></div> <div>Craft 8.1: I Welcome Holy Spirit</div> <div></div> <div>Craft 8.2: My vineyard</div>			



Date	Lesson Title/ Scripture Focus		Learning Points	Suggested Follow Up Activities
21 / 22 Jul 28 / 29 Jul	9.1 9.2	God Wants Everyone to Know Him (Acts 10:1-48)	1. Children will learn that Jesus offers something we will not find anywhere else - a loving relationship with the Creator and Lord of all.	<ol style="list-style-type: none"> <li>1. Refer to the 'Parents Notes' behind the craft 9.1.</li> <li>2. Pray together with your child the prayer printed on the globe.</li> <li>3. After praying for those people from the countries printed on the board, your child can also pray for those foreigners (eg. estate cleaners, neighbours, maid, coffee shop assistants, etc) that they know and give them a love gift (eg. a packet drink and biscuits). When they give out the drinks and biscuits to these foreigners, they should say 'God bless you and God loves you'.</li> <li>4. Help your child to remember to bring his/her completed craft to GKidz at the next lesson to do a sharing and to accumulate reward points.</li> <li>5. In Craft 9.2 guide your child to pray for the respective country every day.</li> <li>6. After your child had prayed the prayer each day, he/she can draw a smiley face on the respective box.</li> <li>7. Help your child to remember to bring his/her completed craft to GKidz at the next lesson to do a sharing and to accumulate reward points.</li> </ol>
				
Craft 9.1: God's Messenger of Love				
				
Craft 9.2: Prayer Map				