

# K1-K2 Social Emotional Learning Programme (SEL)



Theme: Acceptance

Lesson 2: I Can Accept My Family, Including Extended Family  
25 & 26 Oct 2014

Dear Parents / Guardians

This week, we reviewed with the children last week's story "Just The Way You Are", which is about the animals who were trying to change their looks but in the end realized that they were good just the way they were. God loves the children just the way they are, as they are specially created by God. Children were asked to show and share how they made their 'dough / clay creation of themselves'. We encourage you to do this activity at home with your children if you haven't done so!

In addition to the story telling which appeals to the K1-2 children, we have also specially included interactive videos, music and craft in this SEL Programme because:

1. Children at K1-2 learn most effectively through hands-on activities, eg. music games and craft.
2. Today's children live in a multimedia world. This interactive way of teaching not only appeals to children but also stimulates their mind as they respond which enhance their thinking skills.
3. As the children participate and learn through their age appropriate fun ways, it will help them discover God in their life in this modern world. All the videos are original production and the cast (children and adults) are from GKIDZ.

As learning is a journey, please continue to follow up and reinforce your child's positive behaviour and do the Take Home Activities together at home. Make an effort to model positive behaviour too, as the children learn best through observing people around them.

Ps Sor Kim  
GKidz Pastor

## Lesson 2: I Can Accept My Family, Including Extended Family



### Memory Verse:


"How You made me is amazing and wonderful. I praise You for that."

Psalm 139:14a (NIRV)

### Objective:

Children will learn to accept their siblings, cousins, and other family members by sharing things and showing kindness to them.

## Story: Angelina On Stage (By Katharine Holabird)




### Learning Point:

Children will learn to love and accept their family members, despite the differences in each family member.

### Synopsis:

Angelina did not like her cousin Henry and was jealous of him when he became popular. After a near disaster on the opening night of their performance, she accepted Henry and grew closer to him.

# Video: I Can Love and Accept My Family Members



## Synopsis:

Ms Rainbow will bring the children to travel with her on her Rainbow Mat to look for children who can make good choices to love and accept their family members.

## Learning Point:

Children will learn the appropriate way of loving and accepting their family members.



## Music: We Are From The Same Family



## Learning Point:

Children will use their body parts and instruments (bells, shakers, sticks) to play certain rhythms to the music. They will also learn that although there are different notes in the music note family, when the music notes accept one another, they can make beautiful music together. When the children love and accept their family members, they will be like the music notes, their families will live in peace and harmony.



# Craft: Family Tree


## Learning Point:

Children will learn that the 'Family Tree' is a diagram that shows the relationship of all the family members. Children and their family members are like the fruits on the tree. Although they are different individuals, they are all related to one another, just like all the fruit from the same tree comes from the same big family. The children will draw or write on their 'Family Tree' how they are going to love and accept their family members.

## Take Home Activities:

a) Family Tree

b) Likes And Dislikes In My Family



## Learning Points:

- Same as stated in the above section for Craft.
- Family to discover the likes and dislikes of each family member, accept the differences and love one another even through everyone is different.

## What To Do:

- Children will continue their 'Family Tree' craft at home if they could not finish it during GKidz time. Parents make sure that your child has drawn or written on the 2<sup>nd</sup> page of each 'Fruit' (i.e. his / her family members), what he / she is going to do to love and accept that particular family member.
- On the Appendix, there is a house picture where you need to discuss as a family the likes and dislikes of each family member.