


# W IS FOR




# WATER



## Things Big and Small, God Cares about Them All



Take a piece of paper and write the word “Big” on one side and “Small” on the other side. Go one round as a family and name some big things and small things that are going on in your life. You can draw a little picture that represents that thing next to the word. For example, a small thing could be having good weather so that we can go out and play today, and you can draw a picture of a sun. And a big thing could be your family’s health! And you can draw a picture of strong muscles. When your list is done, thank God that He cares about all these things too, and that we can pray to Him and ask Him for help in all these things.



# W IS FOR


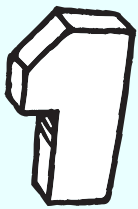
# WATER




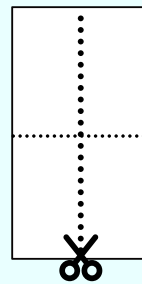
## Toilet Roll Craft

### Materials Needed

- 3 toilet roll core / 2 pieces of A4 construction paper
- Blue & purple crepe paper
- Tape / glue
- Scissors



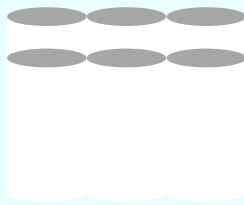
OR




Cut the 3 toilet roll core into half.

Fold and cut both A4 construction paper into 4 equal rectangles.

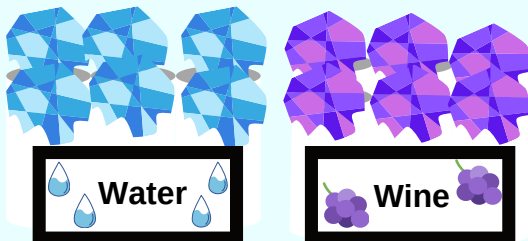

Fold 6 rectangles into a cylinders shapes.



Tape 6 cylinders shapes together.



Crumple 6 blue and purple crepe paper. Insert one side of the cylinders with blue crepe paper while the other side with purple.



Using the remaining 2 rectangles card, write "Water" and "Wine" respectively. Paste each card onto one side of the cylinders .



Recap the story about how Jesus turned water to wine, starting with the cylinders with blue crepe paper at the top, then turning them upside down to show the purple paper when the water had been turned into wine.



A GREAT SONG TO SING AFTER THIS LESSON IS SUPER WONDERFUL BY YANCY.

[HTTPS://WWW.YOUTUBE.COM/WATCH?V=CSHCK9YJBIA](https://www.youtube.com/watch?v=CSHCK9YJBIA)

